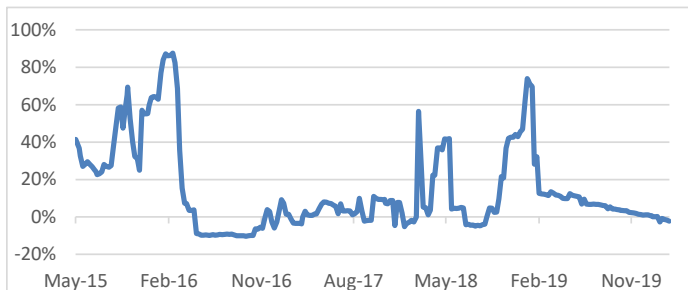


BMO Tactical Balanced ETF Fund Highlights

Defense BETA SCORE Offense



Beta (risk) Metrics



As of: Feb 21 2020	02/21/20	02/14/20	Change
FX (USD)	53.5%	53.6%	-0.1%
Beta ²	-2.3%	-1.7%	-0.6%
Correlation	9.8%	10.2%	-0.4%
Yield ³	3.27%	3.28%	-0.01%
ETF Holdings	21	21	0
Volatility ⁴	5.93%	5.94%	-0.01%
CAD	1.3225	1.3252	-0.2%

Performance Metrics

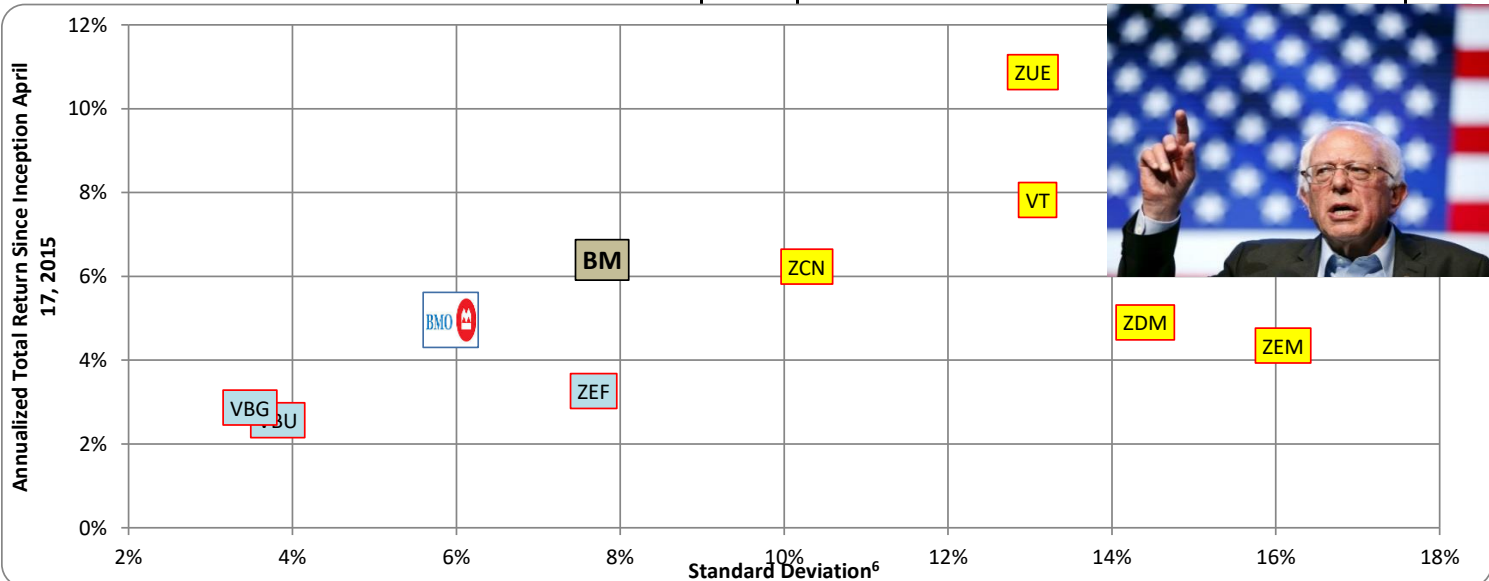
Total Return	Net	Gross	Upside/Downside ⁵
YTD	1.85%	2.12%	Upside 27%
Prev. Month	1.00%	1.16%	Downside 21%
Prev. Quarter	1.66%	2.14%	Months Up 39
Prev. Year	3.36%	5.28%	Months Dn 19
Annualized SI	3.04%	4.96%	
Sharpe Ratio	0.84		

Market Strategy (Risk Management)

DEFENSE: The current beta is -2.3% vs. the benchmark of 55.5% down from -1.7% last week. If there has ever been a time in my 34 years in the investment industry to me market neutral clipping the biggest coupon possible it's NOW. Very few believe Bernie can be the president. About the same amount that is still in disbelief that Trump IS the president. the polls are too close to call to be sure, but the electoral college math is simple. PA, MI, WI are pretty much all that matter. In my, I think, conservative view of the world, Trump losses all three and Bernie is President. It all comes down to GOTV (get out the vote). We think the environment is the number one issue. Not that it's the existential threat Bernie makes it out to be, but because we all generally care about the planet we live on. Trump loses HUGE on that file. COVID-19 is a WAY bigger hit to supply chains that the market is pricing and combined with the unchecked Bernie risk is NOT priced in. UST 10s will most likely trade at a negative yield before equities are a Warren Buffett VALUE BUY again.

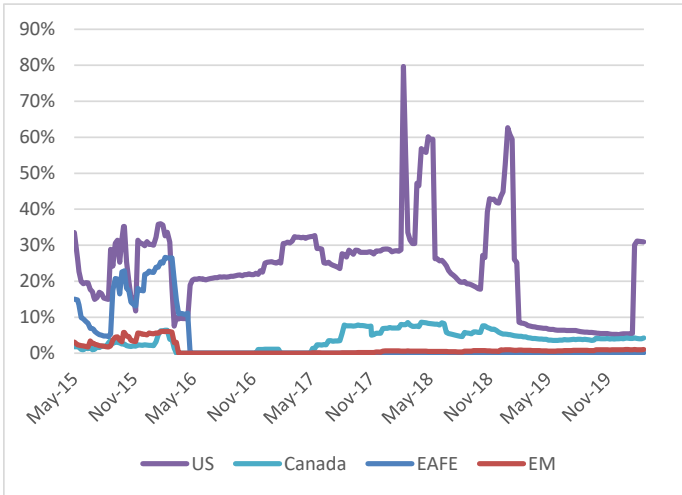
Top Holdings

Ticker	Name	Position
ZST	BMO Ultra Short-Term Bond ETF	15.5%
ZPAY	BMO Premium Yield ETF	11.8%
EMLC	VanEck Vectors J.P. Morgan EM Local Currency Bond ETF	11.3%
ZTL	BMO Long-Term US Treasury Bond Index ETF	10.9%
BWZ	SPDR Bloomberg Barclays Short Term International Treasury Bond	9.2%
BTAL	AGFiQ US Market Neutral Anti-Beta Fund	6.0%
QBTL	AGFiQ US Market Neutral Anti-Beta CAD-Hedged ETF	5.9%
FLOT	iShares Floating Rate Bond ETF	5.6%
ZPR	BMO Laddered Preferred Share Index ETF	4.4%
ZGD	BMO Equal Weight Global Gold Index ETF	3.9%
SHV	iShares Short Treasury Bond ETF	2.9%
XLE	Energy Select Sector SPDR Fund	2.0%
ZPH	BMO US Put Write Hedged to CAD ETF	1.4%
ZWU	BMO Covered Call Utilities ETF	1.2%
AML	Alerian MLP ETF	1.2%
ZPW	BMO US Put Write ETF	1.1%
ZWC	BMO Canadian High Dividend Covered Call ETF	1.0%
GLD	SPDR Gold Shares	0.7%



Tactical Asset Allocation

Equity	US	Canada	EAFE	EM
02/21/20	30.9%	4.2%	0.1%	1.0%
02/14/20	31.0%	4.0%	0.1%	0.9%
Change	-0.1%	0.2%	0.0%	0.1%



Sector	02/21/20	02/14/20	Change
Financials	1.17%	1.18%	0.0%
Energy	4.30%	4.36%	-0.1%
Health Care	2.64%	2.67%	0.0%
Technology	4.77%	4.81%	0.0%
Industrials	1.39%	1.40%	0.0%
Discretionary	1.43%	1.44%	0.0%
Real Estate	0.17%	0.17%	0.0%
Staples	1.79%	1.80%	0.0%
Telecom	0.99%	1.00%	0.0%
Utilities	0.62%	0.62%	0.0%
Materials	4.93%	4.55%	0.4%
Government	34.99%	35.06%	-0.1%
Corporate	20.78%	20.83%	0.0%
C\$ Cash	14.01%	14.16%	-0.1%
U\$ Cash	-11.45%	-11.52%	0.1%
Preferred	4.89%	4.88%	0.0%
Commodity	0.65%	0.63%	0.0%

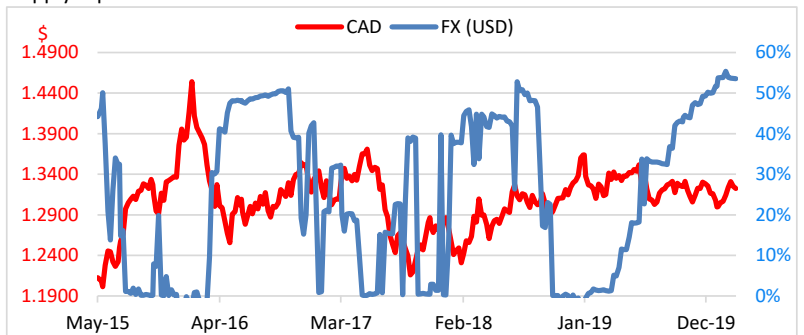
Bonds	Corp.	Govt.	Pref.	Cash	Duration
02/21/20	20.8%	35.0%	4.9%	2.6%	5.95
02/14/20	20.8%	35.1%	4.9%	2.6%	5.91
Change	0.0%	-0.1%	0.0%	-0.1%	0.04

Equity Country/Sector Allocation & Trades

The FOMC (and other Central Banks) are aligning towards increasing their tolerance for inflation. Now we do not know too many people that actually believe the core trimmed mean inflation rate is below 2%, but that is what the data suggests. Add in a growing policy willingness to add to the already stressed fiscal spend and you have the makings of a stagflation cycle. Bad for most investment styles, but great for tactical that thrives off increased volatility and uncertainty. The sharp increase in equity exposure in recent weeks has been tempered with a short beta matching (QBTL, BTAL). So while yield has been boosted, the overall portfolio risk remains close to a zero beta. And our asset mix is clearly tilted towards risk off for now. We should see more downside to equities in the coming weeks. We are most interested in EM exposure that in many cases trades at half the multiple seen in the US. Despite all of China's challenges, their silk road initiative should provide a stable value base to the region that tends to throw off better yields than the grossly over priced US market.

Currency Strategy & Trades

We have moved our US target over the next year to 76-70 cents with a bias towards the ALL-TIME low of 62 cents by the time the global recession plays out. Twin deficits and stupidity in Ottawa are the catalysts along with world energy prices collapsing in the downturn. We are now at benchmark exposure in the US\$ around 53% of the world. We can increase that should the C\$ strengthen under the geopolitical spike in world oil prices--that won't last. Peak crude demand is high and supply is plentiful!



Fixed-Income/Commodity Allocation & Trades

The most important consideration in our fixed-income portfolio is interest-rate sensitivity versus the benchmark of 6.21. The duration of the portfolio is 5.95 up 0.04 last week. The idea that the FOMC should be cutting rates with the unemployment rate below 4% is a gross mispricing of risks and underscores the fragile nature of world growth. We will never be able to pay off the debt and the only outcome we see is a debt monetization that is hugely bullish for gold long term. The 2020 US election will see the Democrats looking to spend bags of money as the DEBT troubles escalate. Bond supply will cause a problem at some point, but that is when a permanent QE is likely to be the only policy choice of a failed regime. The world MUST adjust to a 1-2% growth outlook and stop artificial policies to boost it and pull forward demand at the catastrophic cost of the debt burden.

This communication is intended for information purposes only. This update has been prepared by ETF Capital Management, the portfolio manager of BMO Tactical Balanced ETF Fund and represents their assessment at the time of publication. The views are subject to change without notice as markets change over time. The information contained herein is not, and should not be construed as, investment advice to any party. Investments should be evaluated relative to the individual's investment objectives and professional advice should be obtained with respect to any circumstance. The statistics provided in this presentation are based on information believed to be reliable, but BMO Investments Inc. cannot guarantee they are accurate or complete. BMO Global Asset Management is a brand name that comprises BMO Asset Management Inc., BMO Investments Inc., BMO Asset Management Inc. and BMO's specialized investment management firms. BMO Mutual Funds are offered by BMO Investments Inc., a financial services firm and separate legal entity from the Bank of Montreal. Commissions, management fees and expenses may be associated with mutual fund investments. Please read the prospectus before investing. Mutual funds are not guaranteed, their values change frequently and past performance may not be repeated.

1 Benchmark is the return of the targeted portfolio 60% global equities and 40% global bonds hedged to Canadian dollars; 2 Beta is a measure of how a fund responds to moves in the broader market. A beta of greater than 1.0 suggests that the fund is more volatile than the market, while a beta of less than 1.0 suggests that the fund is less volatile. 3 Yield is the most recent income received by the fund in the form of dividends, interest and other income annualized based on the payment frequency, divided by the current market value of the fund's investments. 4 Volatility is the annualized standard deviation which is a measure of risk. 5 Upside/Downside is a statistical measure of how much of the fund performance a manager captured during up-markets or down-markets. Typically, an investor would prefer a higher upside capture and lower downside capture. The time period presented is since inception. 6 Standard Deviation is a measure of risk that calculates the variation of a fund's performance around its average over a specific time period.

* "BMO (M-bar roundel)" is a registered trade-mark of Bank of Montreal, used under license. ETF Capital Management is a registered trade name of Quintessence Wealth, a Portfolio Manager, Investment Fund Manager and Exempt Market Dealer registered with the Canadian Securities Administrators.