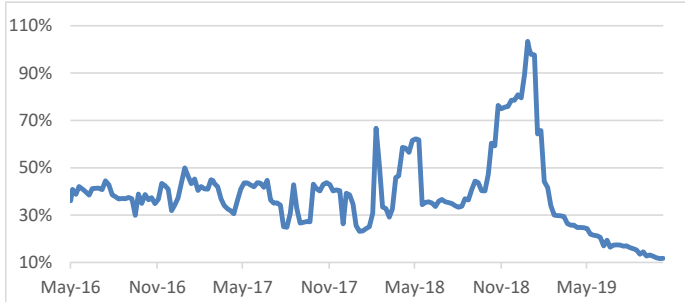


# BMO Tactical Global Growth ETF Fund

Defense BETA SCORE Offense



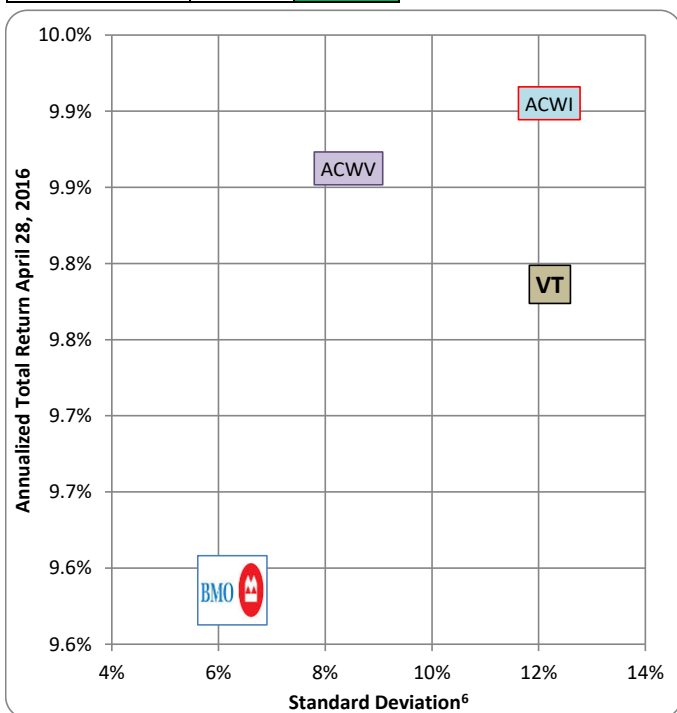
### Beta (risk) Metrics



As of: Oct 11 2019	10/11/19	10/04/19	Change
FX (USD)	41.7%	42.4%	-0.7%
Beta <sup>2</sup>	11.7%	11.6%	0.1%
Correlation	13.7%	14.1%	-0.4%
Yield <sup>3</sup>	3.08%	3.11%	-0.03%
ETF Holdings	16	17	-1
Volatility <sup>4</sup>	6.26%	6.27%	-0.01%
CAD	1.3203	1.3314	-0.8%

### Performance Metrics

Total Return	Net	Gross	Upside/Downside <sup>5</sup>	
YTD	10.75%	12.19%	Upside	40%
Prev. Qtr.	0.60%	1.08%	Downside	21%
Prev. Year	6.57%	8.49%	Months Up	31
Since Inception	29.57%	35.92%	Months Dn	10
Annualized SI	7.74%	9.59%		
Sharpe Ratio		1.53		



### Market Strategy (Risk Management)

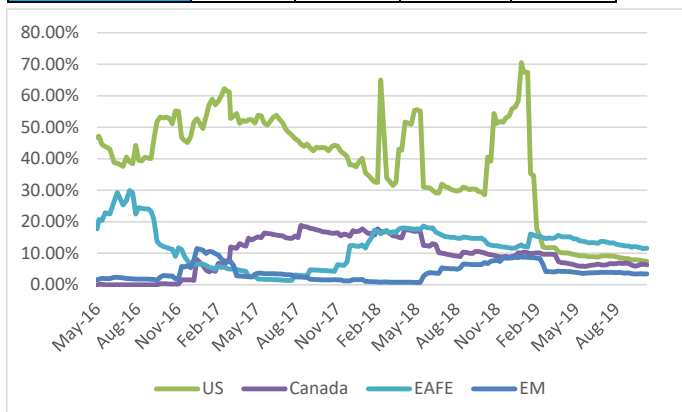
DEFENSE: The current beta is 11.7% vs. the benchmark of 100% up from 11.6% last week. It's laughable really. Trump agreed to a phase one deal on something he had in May plus he got China to buy basically what they were buying from the US before he was elected. Perhaps I'm jaded by Trump. Well, I know I am. Just can't believe this guy is the leader of the free world. The market's sell the news response as the headlines hit in the last few minutes of trading Friday were telling. No increase in tariffs is not something to cheer. The tariffs remain toxic to world GDP and that is clearly going to continue into 2020 and the US election. As earnings begin for Q3, our bet is there is a notable decay in C-Suite confidence and a boost in financial engineering. Good growth is an increase in CAPEX, what we're getting is an increase in BBB- leverage.

### Top Holdings

Ticker	Name	Position
ZST	BMO Ultra Short-Term Bond ETF	35.2%
SHV	iShares Short Treasury Bond ETF	13.7%
EMLC	VanEck Vectors J.P. Morgan EM Local Currency Bond ETF	8.0%
ZGD	BMO Equal Weight Global Gold Index ETF	6.8%
TLT	iShares 20+ Year Treasury Bond ETF	6.5%
ZWP	BMO Europe High Dividend Covered Call ETF	5.8%
EWUS	iShares MSCI United Kingdom Small-Cap ETF	3.0%
AMLP	Alerian MLP ETF	2.8%
DXJ	WisdomTree Japan Hedged Equity Fund	2.5%
IYZ	iShares US Telecommunications ETF	2.4%
ZPW	BMO US Put Write ETF	1.5%
ZWC	BMO Canadian High Dividend Covered Call ETF	1.4%
EWV	iShares MSCI Mexico ETF	0.8%
BRF	VanEck Vectors Brazil Small-Cap ETF	0.7%
EIDO	iShares MSCI Indonesia ETF	0.6%
INDA	iShares MSCI India ETF	0.3%
ZLI	BMO Low Volatility International Equity ETF	0.1%
<b>Total</b>		<b>92.1%</b>

# Tactical Asset Allocation

Equity	US	Canada	EAFE	EM
10/11/19	7.4%	6.3%	11.6%	3.5%
10/04/19	7.6%	6.5%	11.5%	3.5%
Change	-0.2%	-0.2%	0.1%	0.0%



Sector	10/11/19	10/04/19	Change
Financials	2.98%	2.96%	0.0%
Energy	4.04%	4.13%	-0.1%
Health Care	1.72%	1.71%	0.0%
Technology	1.02%	1.00%	0.0%
Industrials	2.51%	2.47%	0.0%
Discretionary	2.44%	2.41%	0.0%
Real Estate	0.37%	0.36%	0.0%
Staples	1.70%	1.69%	0.0%
Telecom	3.18%	3.20%	0.0%
Utilities	0.50%	0.50%	0.0%
Materials	8.34%	8.67%	-0.3%
Government	27.87%	28.44%	-0.6%
Corporate	35.45%	35.77%	-0.3%
C\$ Cash	7.69%	6.57%	1.1%
U\$ Cash	0.18%	0.10%	0.1%
Preferred	0.00%	0.00%	0.0%
Commodity	0.00%	0.00%	0.0%

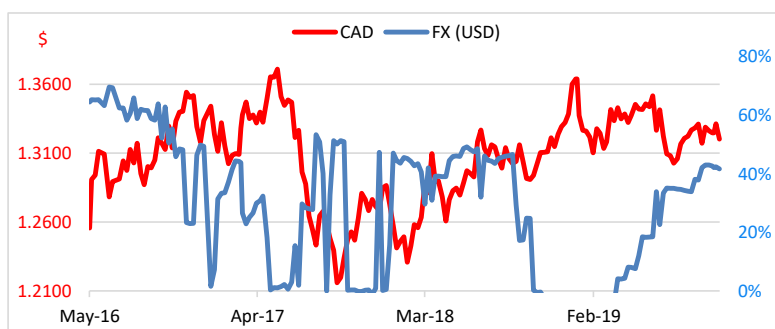
Bonds	Corp.	Govt.	Pref.	Cash
10/11/19	35.5%	27.9%	0.0%	7.9%
10/04/19	35.8%	28.4%	0.0%	6.7%
Change	-0.3%	-0.6%	0.0%	1.2%

## Equity Allocation Country/Sector Trades

Late in the cycle with the yield curve inverting, we MUST err on the side of playing defense. Globally, economic data continues to soften and we are heading into a late cycle recession bear market. There is not much in the policy toolbox to change that though the Fed has now indicated they are starting a NONE QE monetization--what sounds like a permanent balance sheet expansion. Crazy to believe that at full employment they need to add stimulus and ease conditions. Japan is cheap and has some great dividend payers. They have been the poster child for anemic growth for decades. Sadly, the US is heading in this direction along with most of the developed world and China that is rapidly aging. There are policy tools to fix the issues, but politically impossible to implement because it largely involves austerity budgets and reduction of promises (benefits) which makes it near impossible to implement. We will tend to shift money to places like Japan and the UK that have good dividend payers and much better valuations where bad news is somewhat discounted. Emerging markets have some of these exposures too along with tilting towards a weaker US dollar scenario as the Fed will need to take rates to zero again while the rest of the developed world cannot get off of them. Low beta and low volatility have never been more expensive from a P/E perspective, but still offer lower volatility risks. Option strategies to enhance yield will play a big role as well in recessionary portfolio construction. Currency exposure will be a significant contributor as well. We see the C\$ staying weak well into 2020 despite the "un-believable" Canadian jobs data..

## Fixed-Income/Currency/Commodity Strategy & Trades

It is clear to us that we are heading for a recession and a sluggish growth environment. Historically, bonds and duration will play an increasing role in portfolio construction and capital preservation. We have started to nibble at Emerging Market Local currency government debt (EMLC) as well as long duration in USTs (TLT) on weakness. This is a growth at a reasonable price portfolio and we will increasingly seek to grow the portfolio with duration exposure. As the Fed looks to cut rates, gold (and gold equity) exposure should provide some growth as well. A weaker US dollar trend will see us shift assets to higher yielding currencies as well. Emerging market local currency debt seems particularly attractive. As for the C\$, we see it below 70 cents at the trough of the next recession and it should struggle to move above 76 cents. We look to more actively tactically adjust currency exposure with a bias to be longer US\$.



This communication is intended for information purposes only. This update has been prepared by ETF Capital Management, the portfolio manager of BMO Tactical Global Growth ETF Fund and represents their assessment at the time of publication. The views are subject to change without notice as markets change over time. The information contained herein is not, and should not be construed as, investment advice to any party. Investments should be evaluated relative to the individual's investment objectives and professional advice should be obtained with respect to any circumstance. The statistics provided in this presentation are based on information believed to be reliable, but BMO Investments Inc. cannot guarantee they are accurate or complete. BMO Global Asset Management is a brand name that comprises BMO Asset Management Inc., BMO Investments Inc., BMO Asset Management Inc. and BMO's specialized investment management firms. BMO Mutual Funds are offered by BMO Investments Inc., a financial services firm and separate legal entity from the Bank of Montreal. Commissions, management fees and expenses may be associated with mutual fund investments. Please read the prospectus before investing. Mutual funds are not guaranteed, their values change frequently and past performance may not be repeated.

1 Benchmark is the return of the targeted portfolio 100% global equities hedged to Canadian dollars; 2 Beta is a measure of how a fund responds to moves in the broader market. A beta of greater than 1.0 suggests that the fund is more volatile than the market, while a beta of less than 1.0 suggests that the fund is less volatile. 3 Yield is the most recent income received by the fund in the form of dividends, interest and other income annualized based on the payment frequency, divided by the current market value of the fund's investments. 4 Volatility is the annualized standard deviation which is a measure of risk. 5 Upside/Downside is a statistical measure of how much of the fund performance a manager captured during up-markets or down-markets. Typically, an investor would prefer a higher upside capture and lower downside capture. The time period presented is since inception. 6 Standard Deviation is a measure of risk that calculates the variation of a fund's performance around its average over a specific time period. ® "BMO (M-bar roundel)" is a registered trade-mark of Bank of Montreal, used under licence. ETF Capital Management is a registered trade name of Quintessence Wealth, a Portfolio Manager, Investment Fund Manager and Exempt Market Dealer registered with the Canadian Securities Administrators.