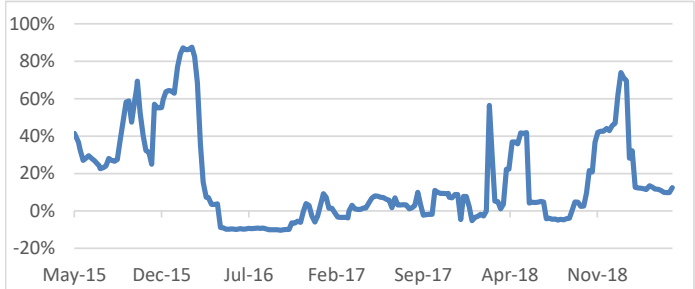


BMO Tactical Balanced ETF Fund Highlights

Defense BETA SCORE Offense



Beta (risk) Metrics



As of: May 3 2019	05/03/19	04/26/19	Change
FX (USD)	14.5%	11.4%	3.1%
Beta ²	12.5%	9.8%	2.6%
Correlation	25.5%	20.4%	5.1%
Yield ³	3.21%	3.11%	0.10%
ETF Holdings	16	19	-3
Volatility ⁴	6.39%	6.42%	-0.03%
CAD	1.3420	1.3455	-0.3%

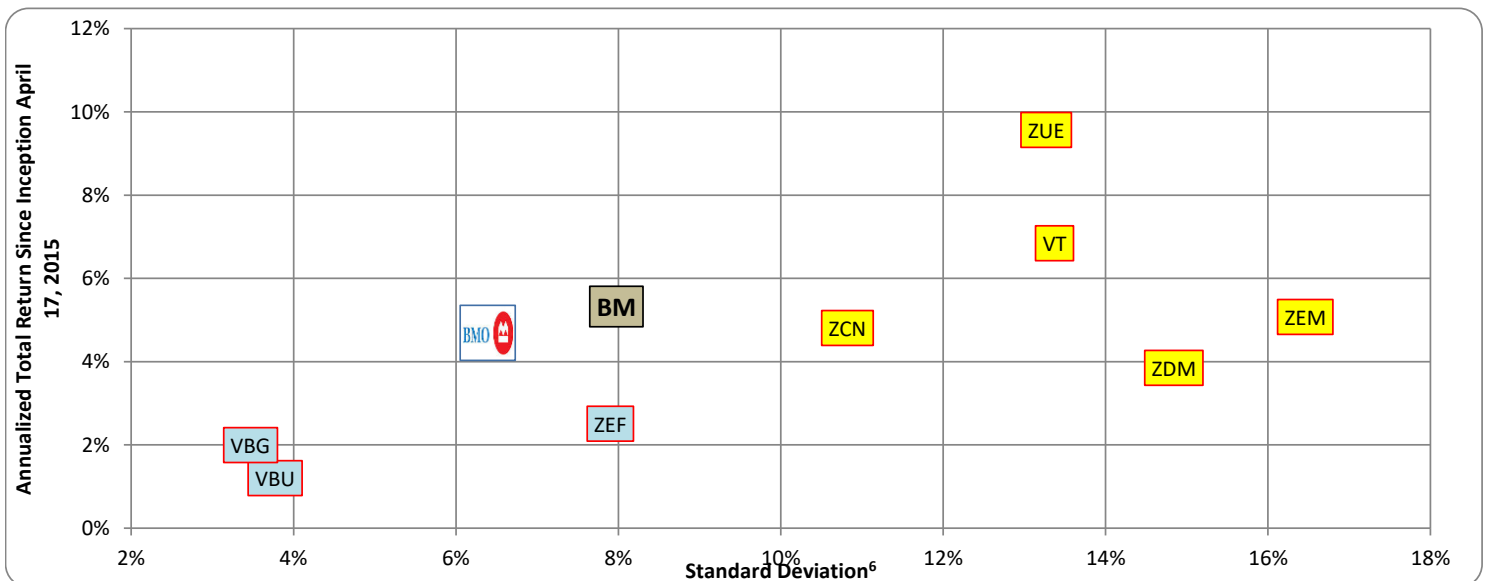
Performance Metrics				
Total Return	Net	Gross	Upside/Downside ⁵	
YTD	4.40%	5.04%	Upside	36%
Prev. Month	-0.32%	-0.16%	Downside	32%
Prev. Quarter	-0.03%	0.45%	Months Up	33
Prev. Year	2.50%	4.42%	Months Dn	16
Annualized SI	2.77%	4.69%		
Sharpe Ratio	0.73			

Market Strategy (Risk Management)

DEFENSE: The current beta is 12.5% vs. the benchmark of 55.5% up from 9.8% last week. We are very defensive. Our top holdings are all fixed-income. We are in capital preservation mode and look to have positive returns in the coming recession. There are some asset classes that will rise in a global economic slowdown or outright decline. They are not equities in general. The challenge is that in the traditional defensive areas like staples and utilities, they are not cheap. They are expensive on a P/E basis, but not on a risk (volatility) basis. We will be increasing exposure to these sectors and adding duration to our fixed-income exposure. We added to international (BWZ) and emerging market debt (EMLC) this week largely on currency weakness. Currencies are generally uncorrelated to equities and bond returns. They will be a great asset class in the coming late cycle slowdown.

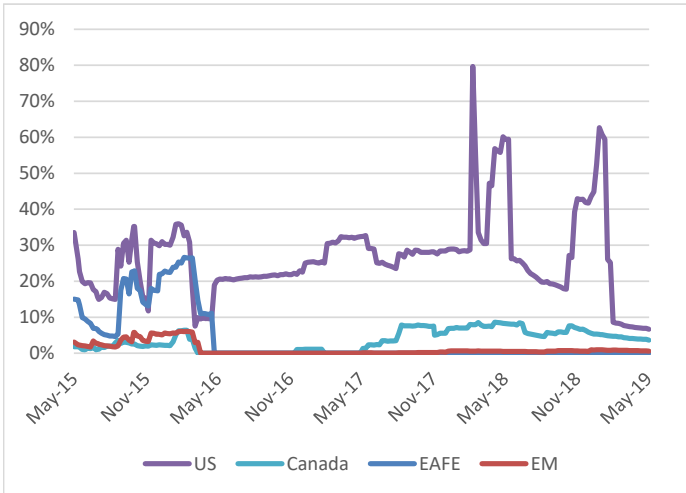
Top Holdings

Ticker	Name	Position
ZST	BMO Ultra Short-Term Bond ETF	43.1%
EMLC	VanEck Vectors J.P. Morgan EM Local Currency Bond ETF	12.1%
BWZ	SPDR Bloomberg Barclays Short Term International Treasury B	9.7%
TLT	iShares 20+ Year Treasury Bond ETF	7.5%
FLOT	iShares Floating Rate Bond ETF	7.2%
ZPR	BMO Laddered Preferred Share Index ETF	5.7%
ZGD	BMO Equal Weight Global Gold Index ETF	2.3%
AMLP	Alerian MLP ETF	2.0%
ZPH	BMO US Put Write Hedged to CAD ETF	1.9%
ZPW	BMO US Put Write ETF	1.5%
ZWU	BMO Covered Call Utilities ETF	1.4%
ZWC	BMO Canadian High Dividend Covered Call ETF	1.3%
GLD	SPDR Gold Shares	0.7%
ZUP	BMO US Preferred Share Index ETF	0.6%
GDX	VanEck Vectors Gold Miners ETF	0.5%
ZRR	BMO Real Return Bond Index ETF	0.5%
Total		97.9%



Tactical Asset Allocation

Equity	US	Canada	EAFE	EM
05/03/19	6.7%	3.6%	0.1%	0.6%
04/26/19	6.9%	3.8%	0.1%	0.6%
Change	-0.2%	-0.2%	0.0%	0.0%



Sector	05/03/19	04/26/19	Change
Financials	0.53%	0.55%	0.0%
Energy	3.38%	3.48%	-0.1%
Health Care	0.59%	0.61%	0.0%
Technology	0.62%	0.64%	0.0%
Industrials	0.40%	0.42%	0.0%
Discretionary	0.66%	0.68%	0.0%
Real Estate	9.66%	4.41%	5.3%
Staples	0.17%	0.18%	0.0%
Telecom	0.51%	0.53%	0.0%
Utilities	0.74%	0.77%	0.0%
Materials	3.29%	3.51%	-0.2%
Government	30.13%	22.02%	8.1%
Corporate	49.85%	52.05%	-2.2%
C\$ Cash	30.26%	30.64%	-0.4%
U\$ Cash	-28.13%	-23.32%	-4.8%
Preferred	6.33%	6.56%	-0.2%
Commodity	0.66%	0.67%	0.0%

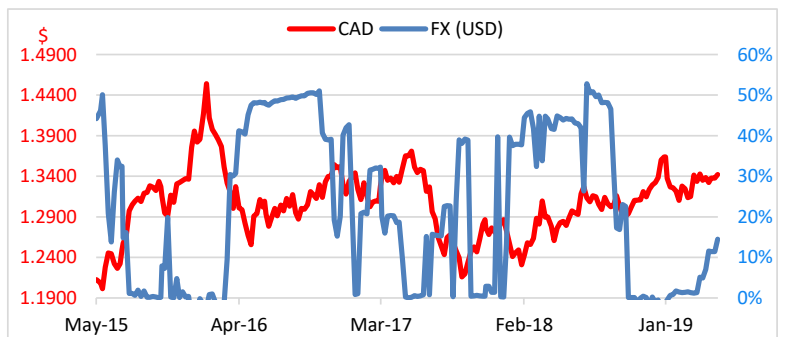
Bonds	Corp.	Govt.	Pref.	Cash	Duration
05/03/19	49.9%	30.1%	6.3%	2.1%	3.32
04/26/19	52.0%	22.0%	6.6%	7.3%	3.01
Change	-2.2%	8.1%	-0.2%	-5.2%	0.30

Equity Country/Sector Allocation & Trades

We are not concerned about a new bull market developing. The markets are excited about a trade resolution and a dovish Fed. Nevertheless, the global economy continues to slow and the lagged impact of tighter policy will likely have negative impacts for growth. The global economy is only growing based on leverage and easy money. In the long run, we are seeing huge misallocation of capital and the credit bubble that's building will likely end badly. China may be at the front of that wave with the credit risk of the S&P 500 flirting with the biggest credit bubble in history. To say we are a growth skeptic would be an understatement. For the next several years, tactical asset allocation may be our only real return possibility. Europe is cheap because it's a house of cards with its strongest economy, Germany, basically in a recession. EM is cheap because it's leveraged to Europe. The US is overvalued because it's the only economy that's working, but that's been 100% leverage for the past decade with free money, which is coming to an end--especially with the political shift to the LEFT.

Currency Strategy & Trades

We have moved our U\$ target over the next year to 76-70 cents with a bias towards the ALL-TIME low of 62 cents by the time the global recession plays out. Twin deficits and stupidity in Ottawa are the catalysts along with world energy prices collapsing in the downturn. We look to build US\$ exposure towards 50% of the portfolio in the coming months. That would push the beta of the portfolio to negative levels where we hope to have positive returns as the bear plays out.



Fixed-Income/Commodity Allocation & Trades

The most important consideration in our fixed-income portfolio is interest-rate sensitivity versus the benchmark of 6.21. The duration of the portfolio is 3.32 up 0.30 last week. The idea that the FOMC will have to cut rates with the unemployment rate below 4% is a gross mispricing of risks. That said, it underscores how fragile the global economy is with the real yield on the entire world of fixed income negative and we cannot normalize. Worse yet, the 2020 US election will see the Democrats looking to spend bags of money as the DEBT troubles escalate. You would think that would all be bearish for bonds yet the long end of the curve is anchored. Gold should still provide a stable store of value and makes sense to own during periods of weakness. We will be accumulating more exposure here too.

This communication is intended for information purposes only. This update has been prepared by ETF Capital Management, the portfolio manager of BMO Tactical Balanced ETF Fund and represents their assessment at the time of publication. The views are subject to change without notice as markets change over time. The information contained herein is not, and should not be construed as, investment advice to any party. Investments should be evaluated relative to the individual's investment objectives and professional advice should be obtained with respect to any circumstance. The statistics provided in this presentation are based on information believed to be reliable, but BMO Investments Inc. cannot guarantee they are accurate or complete. BMO Global Asset Management is a brand name that comprises BMO Asset Management Inc., BMO Investments Inc., BMO Asset Management Inc. and BMO's specialized investment management firms. BMO Mutual Funds are offered by BMO Investments Inc., a financial services firm and separate legal entity from the Bank of Montreal. Commissions, management fees and expenses may be associated with mutual fund investments. Please read the prospectus before investing. Mutual funds are not guaranteed, their values change frequently and past performance may not be repeated.

1 Benchmark is the return of the targeted portfolio 60% global equities and 40% global bonds hedged to Canadian dollars; 2 Beta is a measure of how a fund responds to moves in the broader market. A beta of greater than 1.0 suggests that the fund is more volatile than the market, while a beta of less than 1.0 suggests that the fund is less volatile. 3 Yield is the most recent income received by the fund in the form of dividends, interest and other income annualized based on the payment frequency, divided by the current market value of the fund's investments. 4 Volatility is the annualized standard deviation which is a measure of risk. 5 Upside/Downside is a statistical measure of how much of the fund performance a manager captured during up-markets or down-markets. Typically, an investor would prefer a higher upside capture and lower downside capture. The time period presented is since inception. 6 Standard Deviation is a measure of risk that calculates the variation of a fund's performance around its average over a specific time period.

© "BMO (M-bar roundel)" is a registered trade-mark of Bank of Montreal, used under licence. ETF Capital Management is a registered trade name of Quintessence Wealth, a Portfolio Manager, Investment Fund Manager and Exempt Market Dealer registered with the Canadian Securities Administrators.